

Model# HRD4803U

Thor Kitchen 48-inch Professional Dual Fuel Range



DIMENSION & WEIGHT

Product Dimension

| | |
|--|-------------------------------|
| Product width | 47.9" |
| Product height (from bottom to top of back splash) | 38.47" - 39.47" |
| Product height (from bottom to top of side panel) | 35.91" - 36.91" |
| Product depth (from back panel to bullnose) | 27.86" |
| Product depth (from back panel to control panel) | 26.47" |
| Product depth (from back panel to front of side panel) | 24.19" |
| Depth of control panel (to the control panel face) | 2.28" |
| Depth of control panel (to the bullnose) | 3.67" |
| Cast iron cooking grate (W x L) | 10 3/4" * 23" |
| Adjustable legs | Recommend not to exceed 1" |
| Required Cutout Size (W x D x H) | 48 1/8" x 24.19" x 35.91(+1)" |
| 30" Oven Cavity Dimension | 24"W * 15 1/4"H * 18"D |
| 30" Oven Rack Dimension | 22 3/4" * 15 1/2" |
| Distance between Oven Rack | 2 1/8" |

FEATURES

- Black Porcelain Drip Pan On Cook Top
- Heavy Duty Continuous Cast Iron Cooking Grates
- Automatic Re-ignition Safety Feature
- Blue LED Illuminated Knobs
- Stainless-Steel Professional Style
- Blue Porcelain Oven Interior
- 2 x Halogen Lights
- Commercial Convection Fan

| | | | |
|-----|----------------|----------------------------|----------------------------|
| 12K | 15K Griddle | 12K | 15K (650 BTU Simmer) |
| 18K | | 15K (650 BTU Simmer) | 18K |

BURNER PERFORMANCE

| | |
|---|---------------------------------|
| Total Number of Range Top Burners | 6 Burners |
| Front Right (Single) | 18,000 BTU |
| Front Left (Single) | 18,000 BTU |
| Front Middle (Dual Burner with simmer function) | 15,000 BTU (650 BTU for Simmer) |
| Rear Right (Dual Burner with simmer function) | 15,000 BTU (650 BTU for Simmer) |
| Rear Left (Single) | 12,000 BTU |
| Rear Middle (Single) | 12,000 BTU |
| Stainless Steel Griddle | 15,000 BTU |

OVEN AND PERFORMANCE

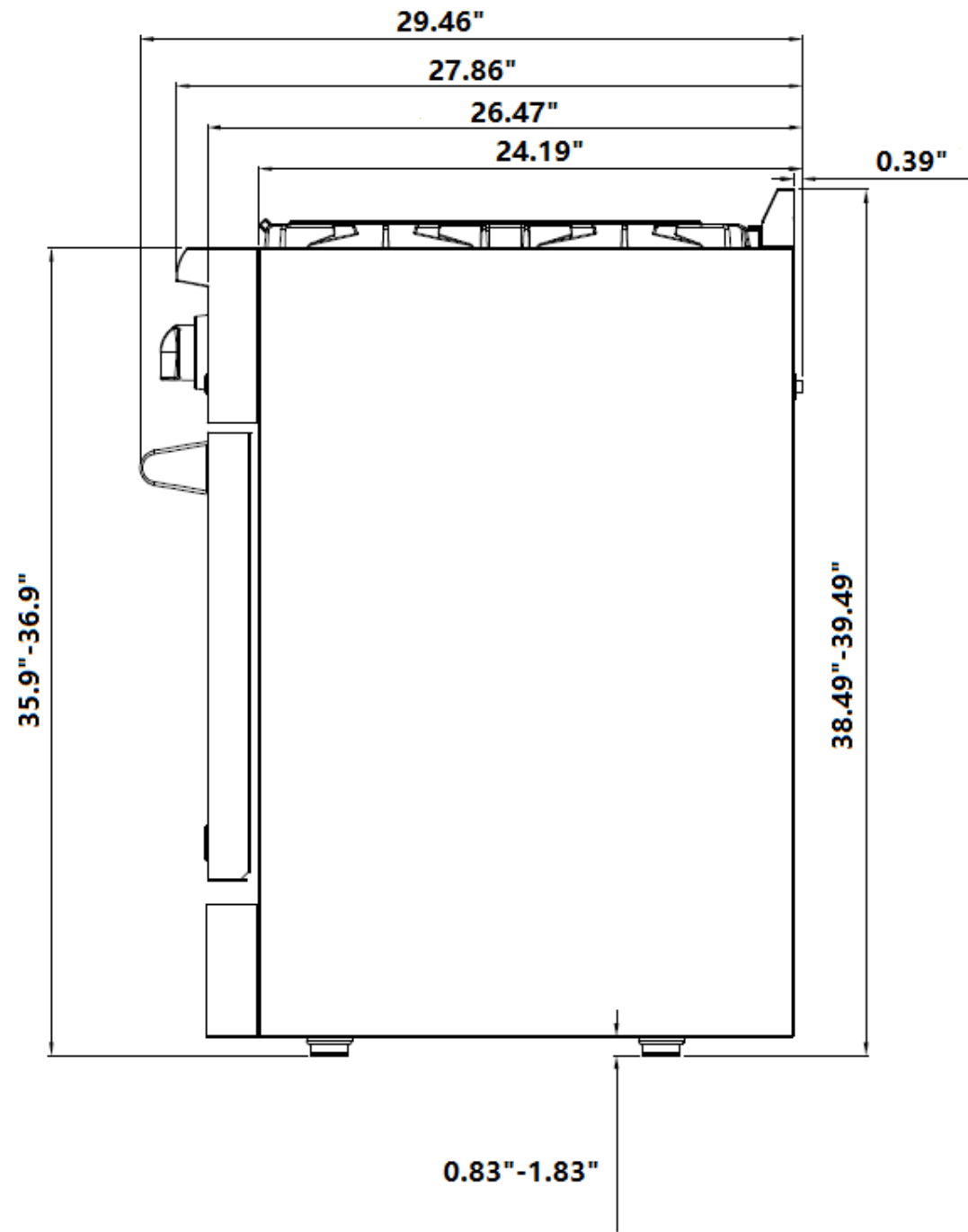
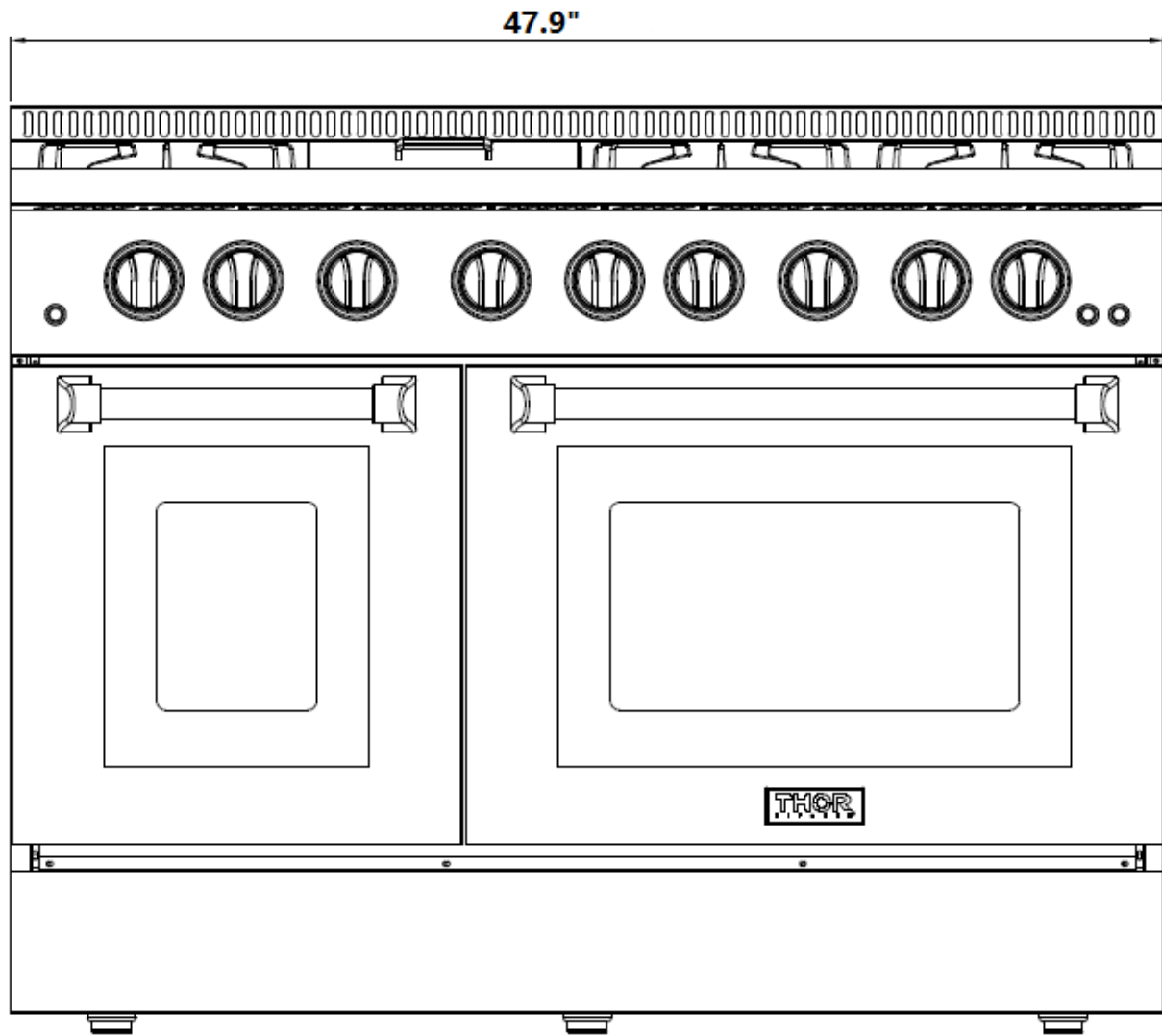
| | |
|----------------------------|--|
| Oven Capacity | 6.7 cu. Ft. (4.2 cu. Ft. for 30-inch oven) (2.5 cu. Ft. for 18-inch oven) |
| Bake Power (30-inch oven) | 850 W (Top) / 3,000 W (Bottom) |
| Bake Power (18-inch oven) | 2,500 W (Bottom) |
| Broil Power (30-inch oven) | 3,500 W |

TECHNICAL DETAILS

| | |
|-------------------------|-----------------------------------|
| Fuel Type | Natural Gas / LP Convertible |
| Electrical Requirements | 240V, 4-Prong 14-50R Power Outlet |
| Circuit Breaker (A) | 40A |
| Frequency (Hz) | 60 Hz |

ACCESSORIES (NOT INCLUDED)

| | |
|-------------|--|
| LPKHRD4803U | Liquid Propane Gas Conversion Kit |
| TR30SS | 30-inch Telescopic Rack (for 30-inch oven) |
| ITHRD4803U | 48-inch Island Trim |
| RG1022 | Cast Iron Reversible Griddle |

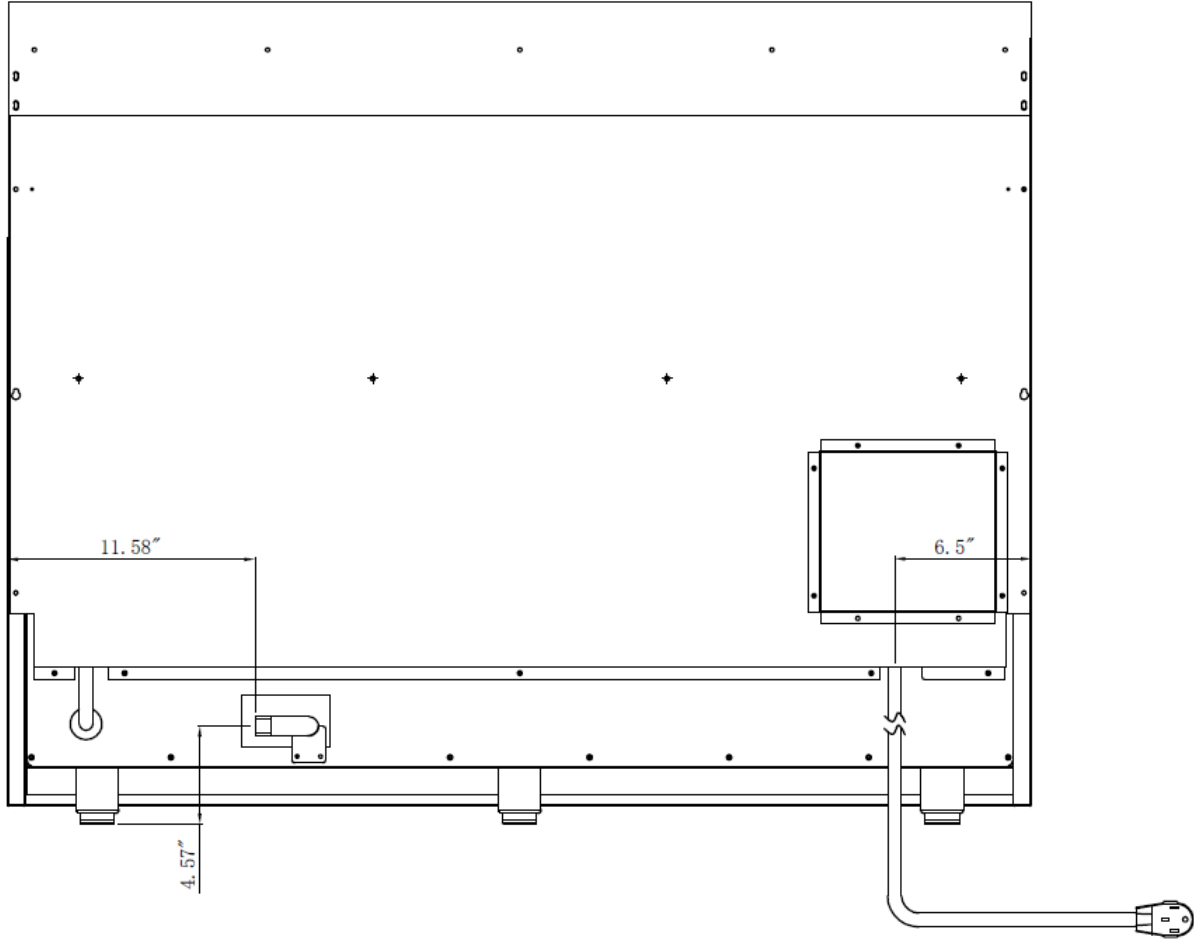


NG: Input Pressure: 7 inches, Output Pressure: 5 inches

LP: Input Pressure: 11 inches Output Pressure: 10 inches

Regulator Location: Inside the kick Panel – Bottom Right

Size of Regulator: ½ inch



***No 240V, 4-Prong 14-50R Power Outlet
Is provided with the product**

